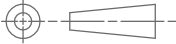


DRAWING NUMBER

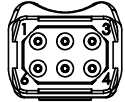
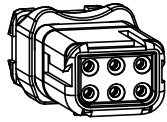
611253-6-ENV

A3

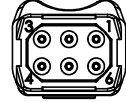
BS 8888
THIRD ANGLE
PROJECTION



IF IN DOUBT, ASK



SOCKET/FEMALE
CONTACT CAVITY
IDENTIFICATION ON REAR



PIN/MALE
CONTACT CAVITY
IDENTIFICATION ON REAR

NOTES:

1. MARKED WITH DEUTSCH PART No., DEUTSCH (HASTINGS) CAGE CODE AND DATE CODE.

PART NUMBER EXAMPLE:

D369 - R 6 6 - N S 1

BASIC PART No.

SHELL STYLE (R = INLINE RECEPTACLE)

SHELL SIZE

CONTACT QTY

(6 = 6 x #22's)

CONTACT CONFIGURATION 4.

CONTACT TYPE (P = PIN, S = SKT)

SHELL KEYING

2. PERFORMANCE:

TEMPERATURE RANGE : -55°C TO +175°C. INSULATION RESISTANCE : ≥5000 MΩ.

DIELECTRIC WITHSTAND: 1000VRMS, <2mA. SEALING: 15KM(50000FT) ALTITUDE / IP67

DURABILITY : 500 MATING CYCLES MIN. FLUID RESISTANCE: I.A.W. EN2591-315.

FLAMMABILITY, SMOKE AND TOXICITY: I.A.W. FAR 25.853 APPENDIX F.

3. INSERTION/EXTRACTION TOOL (M81969/14-01 OR EQUIVALENT) SUPPLIED SEPARATELY.

| 4. Contact Configuration | Contact Description | Contact P/N (OR EQUIVALENT) | | Crimp Positioner | | Crimp Tool | 2:1 Wire Accommodation | Current Rating |
|--------------------------------|---------------------------------------|-----------------------------|-------------|------------------|-------------|-------------|------------------------------|----------------|
| | | Pin | Socket | Pin | Socket | | | |
| 0 | | NO CONTACTS SUPPLIED | | | | | | |
| 1 | CRIMP, COPPER WIRE | 38941-22 | 38946-22 | M22520/2-09 | M22520/2-06 | M22520/2-01 | 22-28 AWG | 5A (22 AWG) |
| 2 | CRIMP, ALUMINIUM WIRE | 200-1042-22 | 200-1142-22 | KAL2 | ALNP 22-A | | 22 AWG | 5A |
| 3 | CRIMP, COPPER WIRE (ENLARGED WIRE) | 182-0860-22 | 182-0862-22 | M22520/2-09 | M22520/2-06 | M22520/2-01 | 20-24 AWG | 5A (20 AWG) |

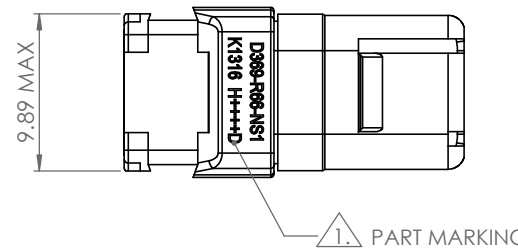
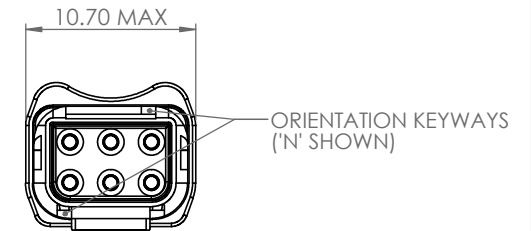
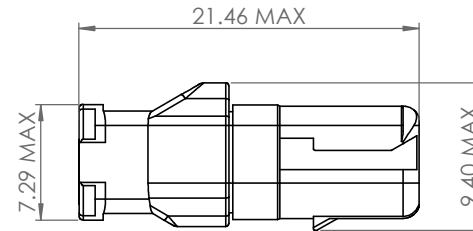
5. MATERIALS:

| COMPONENT | MATERIAL (FINISH: NONE IN ALL CASES) |
|-----------------------------|--|
| SEALS | SILICONE / FLUOROSILICONE BLEND RUBBER PER AMS-R-25988 TYPE II, CLASS I, GRADE 40 |
| BODY / INSERT COMPONENTS | POLYETHERIMIDE, 10% GLASS FILLED PER ASTM D 5205 or POLYETHERETHERKETONE, 450G, PER MIL-P-46183 TYPE I |

6. MAXIMUM WEIGHT (WITHOUT CONTACTS):

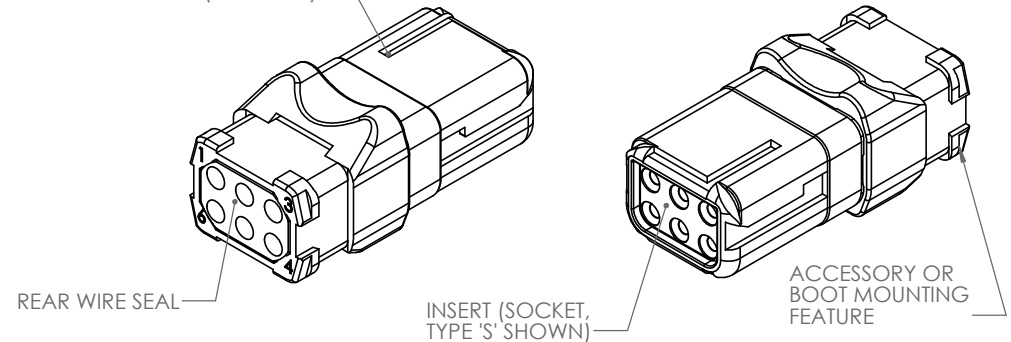
1.5g (SKT INSERT), 1.4g (PIN INSERT).

| | | | | | | |
|-------|-------------|-------|---------|-----------|-------------------|------------|
| AB | DUK-65685 | RBC | HD | RBC | GLB | 11/06/2015 |
| ISSUE | CHANGE NOTE | DRAWN | CHECKED | APP. ENG. | APP. MARKETING | DATE |



SHELL KEYING

| ORIENTATION | COLOUR |
|-------------|------------|
| N | BLACK |
| A | DARK RED |
| B | DARK BLUE |
| C | DARK GREEN |
| D | YELLOW |

SHELL COLOUR IS KEYING
DEPENDENT (SEE TABLE)

MATERIAL

SEE NOTES
HEAT TREATMENT & FINISH

PACKAGING

SCALE

3:1

DIMENSIONS IN MILLIMETRES
UNLESS OTHERWISE STATED

THIS INFORMATION IS CONFIDENTIAL AND PROPRIETARY TO TYCO ELECTRONICS CORPORATION AND ITS WORLDWIDE SUBSIDIARIES AND AFFILIATES (TE). IT MAY NOT BE DISCLOSED TO ANYONE, OTHER THAN TE PERSONNEL, WITHOUT AUTHORIZATION FROM TE (www.TE.com).

TITLE TYPE CUSTOMER DRAWING

D369 INLINE RECEPTACLE,
SIZE 6, 6 WAY

ST LEONARDS ON SEA, EAST SUSSEX, TN38 9RF
TEL. +44 (0)1424 852721

DRAWING NUMBER

611253-6-ENV